

EW1507

Easy Tilt TV Wall Mount XL

- Suitable for TVs from 32 inch up to 70 inch
- With VESA mount: 75x75,100x100,100x150,100x200,150x100,150x150,200x100,200x200,200x300,200x400,300x200,300x300,300x400,400x200,400x300,400x400
- Tilt angle: 0°/-8°
- Maximum weight capacity: 45 kg
- Space-saving design: only 20 mm from the wall
- Safety system: keeps the TV securely in place

DESCRIPTION

The EW1507 Easy Tilt TV Wall Mount XL is the ideal solution for mounting your TV (32 inch up to 70 inch, max weight 45 kg) extremely close to the wall. The mount has a 20.5 mm slim profile and is suitable for all TVs with a VESA 75x75,100x100,100x150,100x200,150x100,150x150,200x100,200x200,200x300,200x400,300x200,300x300,300x400,400x200,400x300,400x400 mounting standard. The mount can tilt vertically upwards/downwards with an angle of 0°/-8°. The safety system keeps the TV securely in place.

NOTE:

Thank you for choosing our product. To ensure a safe and optimal installation of your television, we kindly ask you to pay special attention to VESA compatibility and the weight of the device.

VESA Compatibility: Ensure that your television is compatible with the VESA standard specified in the mounting instructions. Check the dimensions of the mounting holes on the back of the TV and compare them with those of the wall mount or floor stand you intend to use.


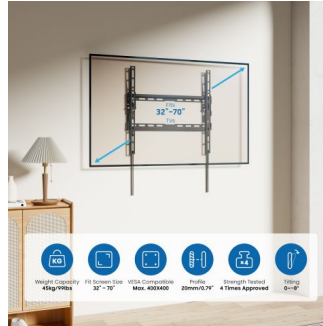
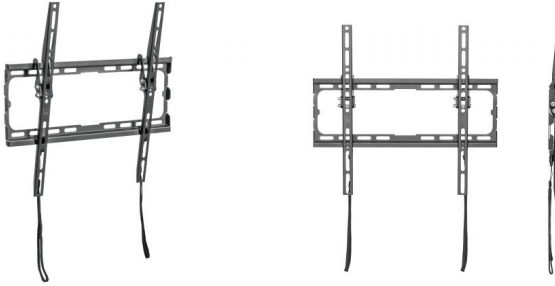
TV Weight: Carefully check the weight of your television and compare it with the maximum load capacity of the chosen mount. It is essential to follow the instructions provided in the assembly manual to avoid damage to the device and ensure your safety.

TECHNICAL

- Type of support: Tilt TV Wall Mount
- Type of mount: Wall mount
- Number of Screen: 1
- Min. screen size: 32 inch
- Max. screen size: 70 inch
- Max weight: 45Kg
- Tilt Range: 0 -8°
- Material: Plastic Steel
- Vesa min: 75x75
- Vesa max: 400x400
- Wall distance: 20mm
- Dimensions: 20x440x418mm

LOGISTIC

- Product Weight: 1140.00 g
- Retail packaging Dimension (mm): 670 x 26 x 176
- Retail packaging Weight: 1351 g
- Master carton Qty: 10
- Master carton Dimension (cm): 68 x 28 x 19,5
- Master carton Weight: 15.00 kg



Dimensions (mm)

